THIS DRAWING AND THE DATA DISCLOSED HEREIN OR HEREWITH IS NOT TO BE REPRODUCED USED OR DISCLOSED IN WHOLE OR IN PART TO ANYONE WITHOUT THE PERMISSION OF JESS-LINK PRODUCTS CO.,LTD.(JPC)

# CUSTOMER DRAWING

DRWC-008614

| REV. | ECN NO. | DESCRIPTION | MDF'D | APP'D | DATE |
|---|---|---|---|---|---|
| 06 | | ADDED DATE CODE | Veera | Jason | 11/13/2024 |
| 07 | | MODIFY SECTION C-C AND EXAMPLE DESCRIPTION OF DATE CODE | Sam | Ray | 01/03/2025 |
| 08 | | MODIFY DATE CODE AND ADD DIMENSION | Sam | Ray | 08/11/2025 |

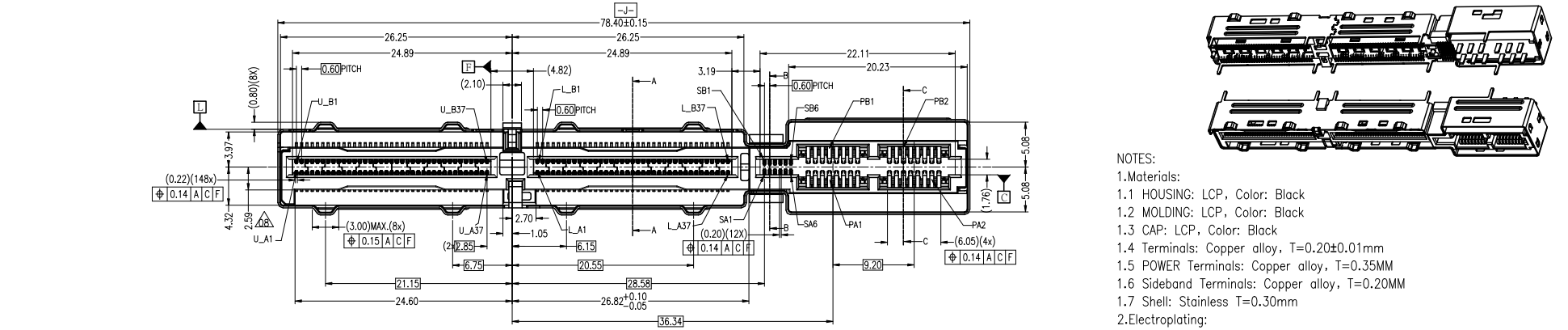


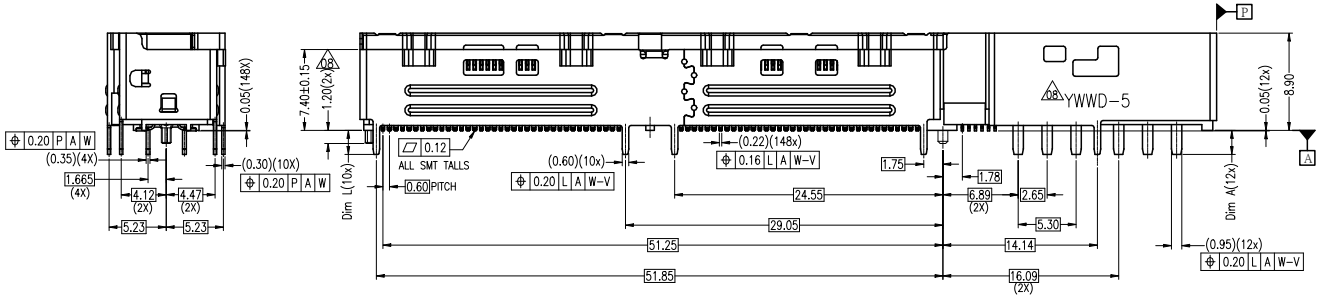


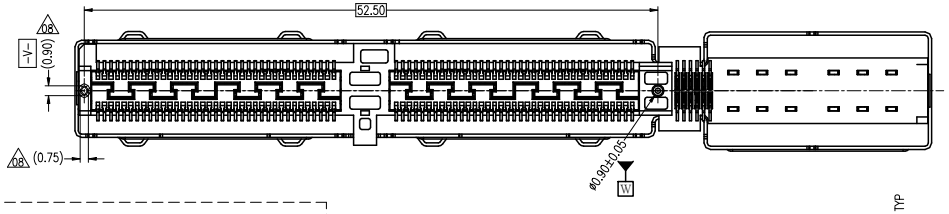


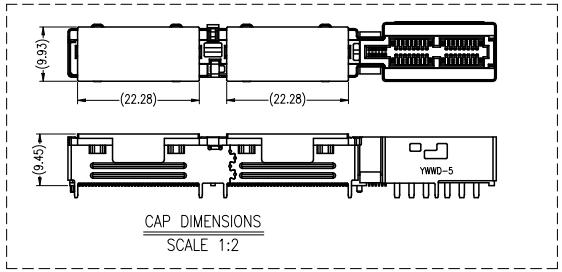


CAP DIMENSIONS
SCALE 1:2

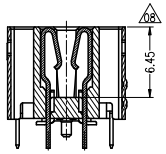


SECTION C-C

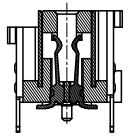

SECTION B-B

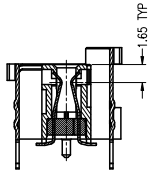


SECTION A-A



NOTES:
1.Materials:
1.1 HOUSING: LCP, Color: Black
1.2 MOLDING: LCP, Color: Black
1.3 CAP: LCP, Color: Black
1.4 Terminals: Copper alloy, T=0.20±0.01mm
1.5 POWER Terminals: Copper alloy, T=0.35MM
1.6 Sideband Terminals: Copper alloy, T=0.20MM
1.7 Shell: Stainless T=0.30mm
2.Electroplating:
Shell: Entirely plated with weldable nickel 50U" Min.
Terminals: Entirely nickel-plated base 50u" Min;
Contact area gold-plated 30u" Min; Soldering area gold-plated 1u" Min.
POWER Terminals: Entirely nickel-plated base 50u" Min;
Contact area gold-plated 30u" Min;Soldering area tin-plated 100u" Min.
Sideband Terminals: Entirely nickel-plated base 50u" Min;
Contact area gold-plated 30u" Min;Soldering area tin-plated 100u" Min.
3.The gap between terminals, solder leg position, and flatness dimensions should be measured 100%.
4.V-CUT or tape cutting position burr 0.08MAX.
5.The product complies with the standards of ROSH2002/95/EC and environmental protection 2000/53/EC.
6.Part Number:

P947A17246X2-0
- MULTI-TRAK CONNECTOR COMBO X16+55A POWER
- 4:CONNECTOR STYLE VERTICAL
- CONTACT PLATING OPTION
  - 6: CONTACT AREA: GOLD 30u" MIN, SOLDERING AREA: GOLD COATING AT A MINIMUM OF 1u" OVERALL NICKEL PLATING BOTTOM LAYER AT A MINIMUM OF 50u"
- PACKAGE OPTION
  - 2:TAPE REEL
- DIMA/DIM L:
  - 1:1.2MM
  - 2:1.5MM
  - 3:2.2MM
  - 4:3.0MM
  - 5:4.2MM

7. DATE CODE:
YWWD-5
- 5:GEN5 / 6:GEN6 (08)
- D: Day Code (day of the week, 1 to 7)
- WW: Week Code (which week of the year)
- Y: Year Code (last digit of the year)

Example: April 22, 2015, has a date code of 5173.

RoHS COMPLIANT

Unit:mm(inch)

GENERAL TOLERANCES: (UNLESS SPECIFIED)
0 = ±.50
0.0 = ±.25
0.00 = ±.15
0.000 = ±.05
0° = ± 2°
0.0° = ± 1°

PROJECTION

| | | |
|---|---|---|
| D.R. | 08/04/2025 | Veera |
| CH.K | 08/04/2025 | Albert |
| APV.D | 08/04/2025 | Ray |

JPC connectivity

TITLE: Multi-Trak Gen5 (SFF-TA-1033) Vertical Combo x16+55A Power Connector

PD./FILE NO. XXXXXXXXX
X-XXXX

| SCALE | SIZE | PART NO. | REV. |
|---|---|---|---|
| 1:1 | A4 | P947A17246X2-0 | 08 |

SHEET 1 OF 4

THIS DRAWING AND THE DATA DISCLOSED HEREIN OR HEREWITH IS NOT TO BE REPRODUCED USED OR DISCLOSED IN WHOLE OR IN PART TO ANYONE WITHOUT THE PERMISSION OF JESS-LINK PRODUCTS CO.,LTD.(JPC)

# CUSTOMER DRAWING

DRWC-008614

| REV. | ECN NO. | DESCRIPTION | MDF'D | APP'D | DATE |
|---|---|---|---|---|---|
| 06 | | ADDED DATE CODE | Veera | Jason | 11/13/2024 |
| 07 | | MODIFY SECTION C-C AND EXAMPLE DESCRIPTION OF DATE CODE | Sam | Ray | 01/03/2025 |
| 08 | | MODIFY DATE CODE AND ADD DIMENSION | Sam | Ray | 08/11/2025 |

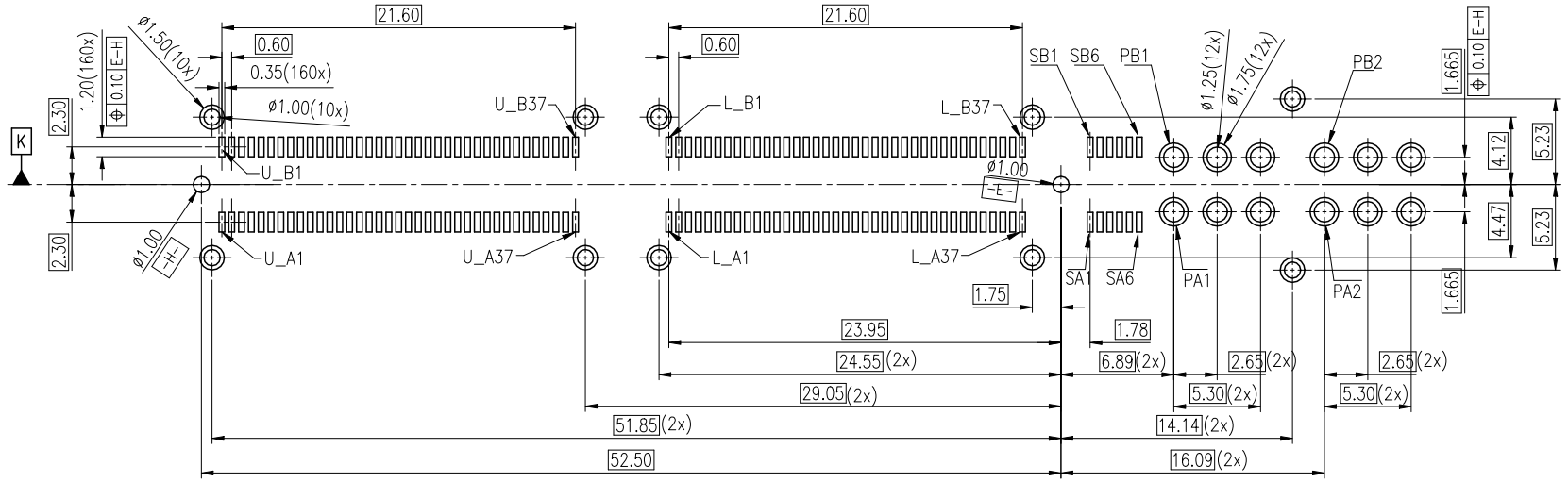


RECOMMENDED PCB LAYOUT

GENERAL TOLERANCE:±0.05

RoHS COMPLIANT

Unit:mm(inch)

GENERAL TOLERANCES: (UNLESS SPECIFIED)
0 = ±.50
0.0 = ±.25
0.00 = ±.15
0.000 = ±.05
0° = ± 2°
0.0° = ± 1°

PROJECTION

D.R. 08/04/2025 Veera
CH.K 08/04/2025 Albert
APV.D 08/04/2025 Ray

JPC connectivity

TITLE: Multi-Trak Gen5 (SFF-TA-1033) Vertical Combo x16+55A Power Connector

PD./FILE NO. XXXXXXXXX
X-XXXX

SCALE 1:1 | SIZE A4 | PART NO. P947A17246X2-0 | REV. 08

SHEET 2 OF 4

THIS DRAWING AND THE DATA DISCLOSED HEREIN OR HEREWITH IS NOT TO BE REPRODUCED USED OR DISCLOSED IN WHOLE OR IN PART TO ANYONE WITHOUT THE PERMISSION OF JESS-LINK PRODUCTS CO.,LTD.(JPC)

# CUSTOMER DRAWING

DRWC-008614

| REV. | ECN NO. | DESCRIPTION | MDF'D | APP'D | DATE |
|---|---|---|---|---|---|
| 06 | | ADDED DATE CODE | Veera | Jason | 11/13/2024 |
| 07 | | MODIFY SECTION C-C AND EXAMPLE DESCRIPTION OF DATE CODE | Sam | Ray | 01/03/2025 |
| 08 | | MODIFY DATE CODE AND ADD DIMENSION | Sam | Ray | 08/11/2025 |

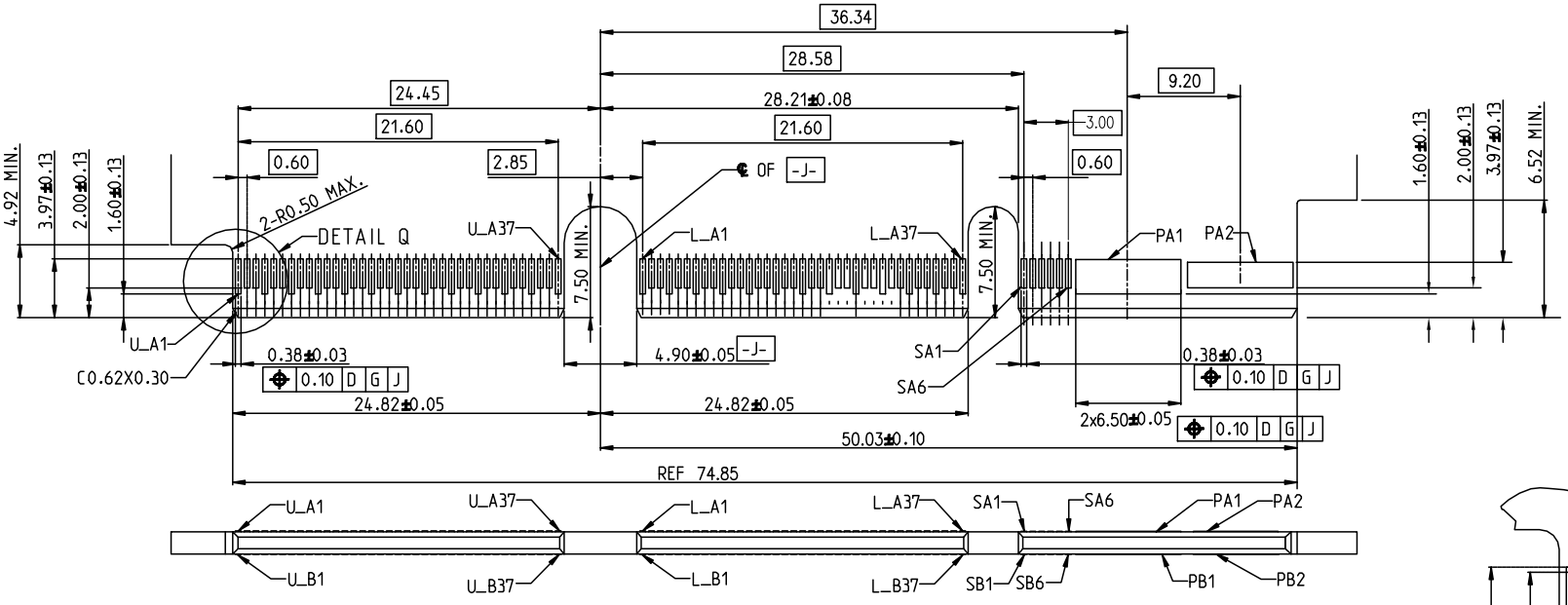


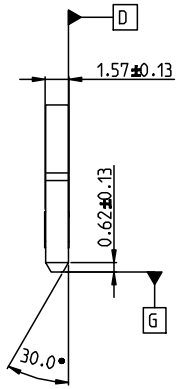


NOTE: POSITION A1 ON OPPOSITE SIDE OF CARD OF B1

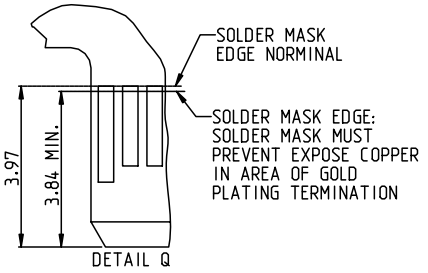


RoHS COMPLIANT

Unit:mm(inch)

GENERAL TOLERANCES: (UNLESS SPECIFIED)
0 = ±.50
0.0 = ±.25
0.00 = ±.15
0.000 = ±.05
0° = ± 2°
0.0° = ± 1°

PROJECTION

D.R. 08/04/2025 Veera
CH.K 08/04/2025 Albert
APV.D 08/04/2025 Ray

JPC connectivity

TITLE: Multi-Trak Gen5 (SFF-TA-1033) Vertical Combo x16+55A Power Connector

PD./FILE NO. XXXXXXXXX
X-XXXX

SCALE 1:1 | SIZE A4 | PART NO. P947A17246X2-0 | REV. 08 | SHEET 3 OF 4

THIS DRAWING AND THE DATA DISCLOSED HEREIN OR HEREWITH IS NOT TO BE REPRODUCED USED OR DISCLOSED IN WHOLE OR IN PART TO ANYONE WITHOUT THE PERMISSION OF JESS-LINK PRODUCTS CO.,LTD.(JPC)

# CUSTOMER DRAWING

DRWC-008614

| REV. | ECN NO. | DESCRIPTION | MDF'D | APP'D | DATE |
|---|---|---|---|---|---|
| 06 | | ADDED DATE CODE | Veera | Jason | 11/13/2024 |
| 07 | | MODIFY SECTION C-C AND EXAMPLE DESCRIPTION OF DATE CODE | Sam | Ray | 01/03/2025 |
| 08 | | MODIFY DATE CODE AND ADD DIMENSION | Sam | Ray | 08/11/2025 |

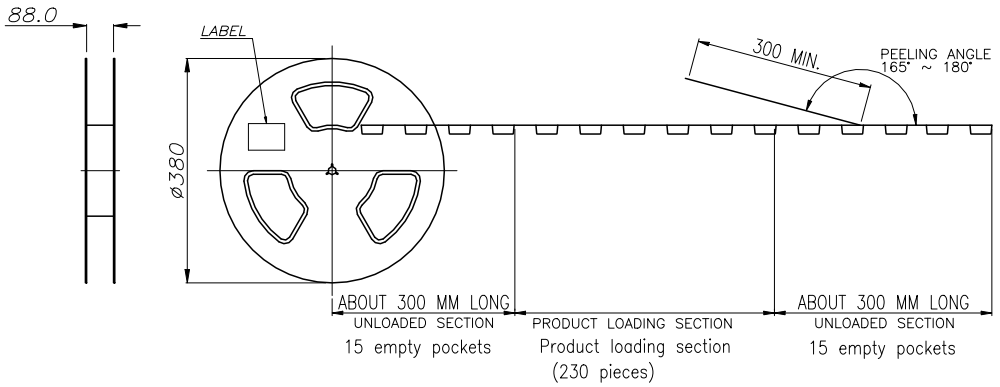


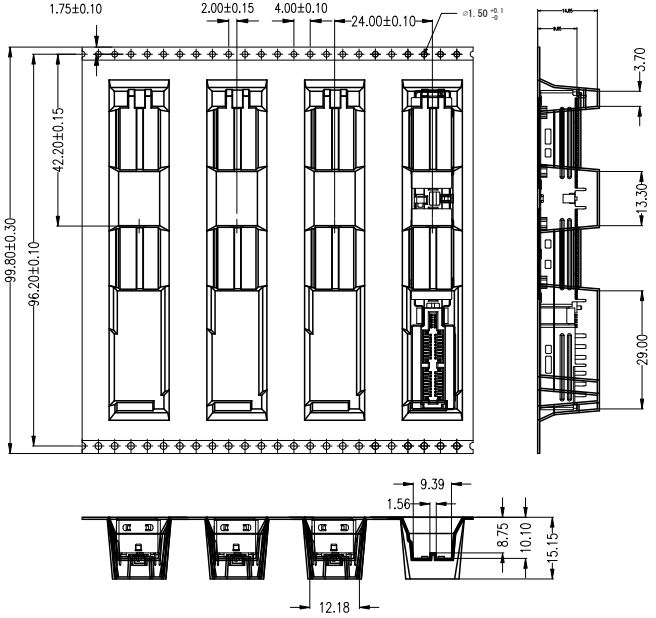


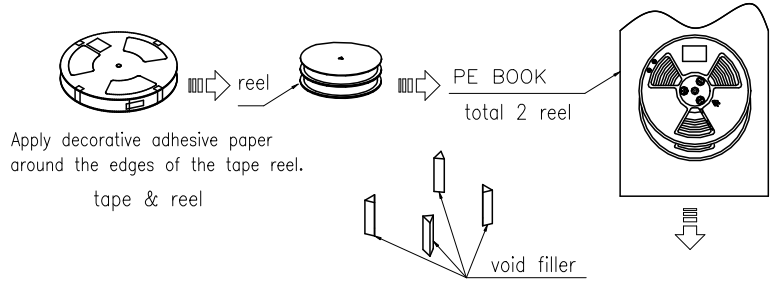


Notes:

1. For this product, a full box contains 460 pieces = 1 box (each box is packed with 2 reels, and each reel contains 230 pieces).
2. COVER TAPE PEELING STRENGTH: 20gf~130gf at a speed of 300mm/Min

RoHS COMPLIANT

Unit:mm(inch)

GENERAL TOLERANCES: (UNLESS SPECIFIED)
0 = ±.50
0.0 = ±.25
0.00 = ±.15
0.000 = ±.05
0° = ± 2°
0.0° = ± 1°

PROJECTION

D.R. 08/04/2025 Veera
CH.K 08/04/2025 Albert
APV.D 08/04/2025 Ray

JPC connectivity

TITLE: Multi-Trak Gen5 (SFF-TA-1033) Vertical Combo x16+55A Power Connector

PD./FILE NO. XXXXXXXXX
X-XXXX

SCALE 1:1 | SIZE A4 | PART NO. P947A17246X2-0 | REV. 08 | SHEET 4 OF 4